



WHEEL MATE P R O D U C T S



CATALOG Volume V

Consistency. Quality. Apart, these words are signposts for excellence. Combined, they form the philosophy that has been Wheel Mate Products' for over 20 years. At Wheel Mate, we strive to provide products consistent in quality and in price.

By carrying a full line of wheel accessories in both packaged and bulk inventory, we are able to fill the requirements of any retailer or warehouse distributor. From customized planograms to special order items, we welcome the special needs of our clients.

Consistency.

Quality.

Wheel Mate.

Lug Nuts	1, 2, 3
Wheel Locks	4
Derby Style Hub Covers	5
Push Thru Hub Covers	6, 7
Stainless Steel Hub Covers	7
Custom Caps	7
Chrome Spinners	8
Gold Spinners	8
Spinner Towers	9
Spinner Bases	9
Emblems	10
Wheel Simulators	10
Tools	10
Wheel Spacers	11
Cap Locks	11
Washers	12
Wheel Studs	12
Hub Centric Rings	12
Installation Kits	12
Valve Stems	13, 14
Wheel Racks	14
Storage Bins	14
Displays	14



**H.T. Chrome Tuner
Internal Drive (0.80" O.D.)**

- 30802A 1/2" RH
- 30805A 12mm x 1.25 RH
- 30806A 12mm x 1.50 RH
- 30809A Chrome Tuner Key (13/16" hex)



**H.T. Chrome Truck Tuner
External Drive (0.90" O.D.)**

- 30802L 1/2" RH
- 30803L 9/16" RH
- 30805L 12mm x 1.25 RH
- 30806L 12mm x 1.50 RH
- 30807L 14mm x 1.50 RH
- 30808L 12mm x 1.75 RH
- 30810L 14mm x 2.0 RH
- 30809L Large Chrome Vanadium Adapter (13/16", 7/8" hex)



**H.T. Chrome Tuner
External Drive (0.80" O.D.)**

- 30801G 7/16" RH
- 30802G 1/2" RH
- 30805G 12mm x 1.25 RH
- 30806G 12mm x 1.50 RH
- 30809G Chrome Vanadium Adapter (3/4", 13/16" hex)



**Chrome Tuner
Internal Drive (0.75" O.D.)**

- 30802N 1/2" RH
- 30805N 12mm x 1.25 RH
- 30806N 12mm x 1.50 RH
- 30807N 14mm x 1.50 RH
- 30808N 12mm x 1.75 RH
- 30810N 14mm x 2.0 RH
- 30809N Chrome Tuner Key (3/4", 13/16" hex)

20 + 1 box kit available. Drop the last "0" and add "NP" (i.e. 3086NP).

Lug Nuts Lug Nuts Lug Nuts



H.T. O.E. Chrome Tuner External Drive (0.80" O.D.)

30812G 1/2" RH
30815G 12mm x 1.25 RH
30816G 12mm x 1.50 RH



Chrome Acorn (hex size 13/16" or 3/4")

30408 10mm x 1.25 RH (1.05" tall)
30821 7/16" RH
30822 1/2" RH
30824 1/2" LH
30825 12mm x 1.25 RH
30826 12mm x 1.50 RH
30828 12mm x 1.75 RH
30829 14mm x 1.50 RH

Add "Z" to part number for 3/4" hex

Add "H" to part number for H/T

Add "ZH" to part number for 3/4" hex H/T



Chrome Acorn (1 pc., hex size 13/16")

30410N 3/8 - 24 RH (1.05" tall)
30821N 7/16" RH
30822N 1/2" RH
30825N 12mm x 1.25 RH
30826N 12mm x 1.50 RH
30829N 14mm x 1.50 RH
30830N 9/16" RH



Bulge (hex size 13/16", 3/4" or 17mm)

30911 7/16" RH
30912 1/2" RH
30915 12mm x 1.25 RH
30916 12mm x 1.50 RH
30917 14mm x 1.50 RH
30918 12mm x 1.75 RH

Add "Z" to part number for 3/4" hex

Add "X" to part number for 17mm hex (17mm hex available in 12mm x 1.25 and 12mm x 1.50 only)

Add "H" to part number for 13/16" hex H/T

Add "ZH" to part number for 3/4" hex H/T



Bulge Open End Zinc (hex size 13/16", 3/4" or 17mm)

30901 7/16" RH
30902 1/2" RH
30903 9/16" RH
30905 12mm x 1.25 RH
30906 12mm x 1.50 RH
30906H 12mm x 1.50 RH Ball Seat 3/4" Hex
30907 14mm x 1.50 RH
30908 12mm x 1.75 RH
30909 14mm x 2.0 RH

Add "Z" to part number for 3/4" hex

Add "X" to part number for 17mm hex (17mm hex available in 12mm x 1.25 and 12mm x 1.50 only)



Tall Bulge (hex size 3/4", 1.79" long)

3091ZL 7/16" RH
3092ZL 1/2" RH
3093ZL 9/16" RH
3095ZL 12mm x 1.25 RH
3096ZL 12mm x 1.50 RH
3097ZL 14mm x 1.50 RH
3098ZL 12mm x 1.75 RH
3099ZL 14mm x 2.0 RH



X Tall Bulge (hex size 13/16", 2.05" long)

3097XL 14mm x 1.50 RH
3099XL 14mm x 2.0 RH



Open End O.E.M. Zinc (hex size 13/16" or 3/4")

38201 7/16" RH
38202 1/2" RH
38205 12mm x 1.25 RH
38206 12mm x 1.50 RH
38207 14mm x 1.50 RH
38208 12mm x 1.75 RH

Add "Z" to part number for 3/4" hex



Lug Centric (ET) (hex size 13/16")

33421 7/16" RH
33422 1/2" RH
33425 12mm x 1.25 RH
33426 12mm x 1.50 RH
33428 12mm x 1.75 RH

Add "T" to part number for 1.75" tall

Add "Z" to part number for bulge 3/4" hex



Open End Lug Centric (ET) (hex size 13/16")

33431 7/16" RH
33432 1/2" RH
33435 12mm x 1.25 RH
33436 12mm x 1.50 RH
33438 12mm x 1.75 RH

Add "Z" to part number for bulge 3/4" hex



Ball Seat Lug Bolt (hex size 17mm)

40571 12mm x 1.50 RH 39mm/1.55" Thread Length
40571X 12mm x 1.50 RH 60mm/2.40" Thread Length
40572 12mm x 1.50 RH 28mm/1.10" Thread Length
40573S 14mm x 1.50 RH 24mm/0.93" Thread Length
40573L 14mm x 1.50 RH 39mm/1.55" Thread Length
40577 14mm x 1.50 RH 28mm/1.10" Thread Length



Cone Seat Lug Bolt (hex size 17mm, 60° conical)

40574 12mm x 1.50 RH 28mm/1.10" Thread Length
40574L 12mm x 1.50 RH 39mm/1.55" Thread Length
40574X 12mm x 1.50 RH 60mm/2.40" Thread Length
40576 14mm x 1.50 RH 28mm/1.10" Thread Length
40576S 14mm x 1.50 RH 25mm/0.98" Thread Length
40576SS 14mm x 1.50 RH 22mm/0.86" Thread Length
40578 12mm x 1.50 RH 25mm/0.98" Thread Length
40579 14mm x 1.50 RH 38mm/1.50" Thread Length
40579S 14mm x 1.50 RH 22mm/0.86" Thread Length
40579L 14mm x 1.50 RH 48mm/1.90" Thread Length
40580 12mm x 1.25 RH 28mm/1.10" Thread Length
40581 12mm x 1.25 RH 39mm/1.55" Thread Length
40582 12mm x 1.75 RH 20mm/0.80" Thread Length

**Chrome Tuner Bolt
Internal Drive (0.75" O.D.)**

- 40552N 12mm x 1.50 RH
31mm/1.20" Thread Length
- 40554N 14mm x 1.50 RH
31mm/1.20" Thread Length
- 30809N Chrm Tuner Key (3/4", 13/16" hex)

**Short Shank
(hex size 13/16", 0.34" shank)**

- 33821 7/16" RH
- 33822 1/2" RH
- 33825 12mm x 1.25 RH
- 33826 12mm x 1.50 RH

Add "E" for open-end

**Short Mag
(hex size 13/16", 0.550" shank)**

- 32111 7/16" RH
- 32112 1/2" RH
- 32115 12mm x 1.25 RH
- 32116 12mm x 1.50 RH

**O.E. Toyota/Lexus Mag
w/washers (0.73" shank diameter)**

- 31116 12mm x 1.50 RH (1.45" tall)
- 31116T 12mm x 1.50 RH (1.86" tall)

**Standard Mag
(hex size 13/16", 0.800" shank)**

- 32821 7/16" RH
- 32822 1/2" RH
- 32824 1/2" LH
- 32825 12mm x 1.25 RH
- 32826 12mm x 1.50 RH
- 32829 14mm x 1.50 RH

Add "E" for open-end

**Long Mag
(hex size 13/16", 1.00" shank)**

- 34931 7/16" RH
- 34932 1/2" RH
- 34933 12mm x 1.25 RH
- 34934 12mm x 1.50 RH

**Cragar Style (SST) Mag
(hex size 13/16", 1.375" shank)**

- 34921 7/16" RH
- 34922 1/2" RH
- 34924 12mm x 1.25 RH
- 34925 12mm x 1.50 RH

Add "E" for open-end

**Tall Acorn
(hex size 13/16", 1.75" tall)**

- 35103K 1/2" RH
- 35105K 9/16" RH
- 35108K 14mm x 2.0 RH
- 35109K 12mm x 1.75 RH
- 30419K 14mm x 1.50 RH

**XL Bulge Acorn
(hex size 3/4", 2.30" tall)**

- 35108Z 14mm x 2.0 RH

**Duplex Acorn
(hex size 7/8", 1.87" tall)**

- 35103 1/2" RH
- 35105 9/16" RH
- 30419 14mm x 1.50 RH
- 35108 14mm x 2.0 RH

Add "E" for open-end

**XL Duplex Acorn
(hex size 7/8", 2.32" tall)**

- 35401 9/16" RH Ford
- 35402 9/16" LH Ford
- 35409 14mm x 1.50 RH
- 35410 14mm x 2.0 RH

**XXL Duplex Steel
(hex size 7/8", 3.00" tall)**

- 35403 9/16" RH

**Duplex Mag
(hex size 7/8", 1.00" shank)**

- 34602 1/2" RH
- 34604 9/16" RH
- 34649 14mm x 1.50 RH

**XL Duplex Mag
(hex size 7/8", 1.00" shank)**

- 34644 9/16" RH Ford
- 34645 9/16" LH Ford

**Dualie
(hex size 1-1/16", 90° taper)**

- 30613 9/16" RH
- 30613W 9/16" RH w/washer
- 30614 14mm x 1.50 RH
- 30614W 14mm x 1.50 RH w/washer
- 30615 5/8" RH

**Duallie Mag w/washers
(hex size 1-1/16", 0.80" shank)**

- 32613 9/16" RH
- 32614 14mm x 1.50 RH
- 32615 14mm x 2.0 RH

**Porsche
(hex size 19mm)**

- 40575 14mm x 1.50 RH
- 40575E 14mm x 1.50 RH
Open End 0.83" Tall 3/4" Hex

**Chrome Lug 4 Pack**

Add "P" when ordering for clamshelled 4 packs.

**Chrome Lug & Lock Kit**

Puzzle or socket style locks.

Wheel Locks



Acorn Puzzle Style

40101	7/16" RH
40102	1/2" RH
40105	12mm x 1.25 RH
40106	12mm x 1.50 RH
40108	12mm x 1.75 RH
40109	14mm x 1.50 RH



Tall Acorn Puzzle Style

40107L	14mm x 1.50 RH
40108L	12mm x 1.75 RH
40109L	14mm x 2.0 RH



Acorn Socket Style

40911	7/16" RH
40912	1/2" RH
40915	12mm x 1.25 RH
40916	12mm x 1.50 RH
40917	14mm x 1.50 RH
40918	12mm x 1.75 RH



Tall Acorn Socket Style

40917L	14mm x 1.50 RH
40918L	12mm x 1.75 RH
40919L	14mm x 2.0 RH
40920L	9/16" RH



Open End Acorn Socket Style

40901	7/16" RH
40902	1/2" RH
40903	9/16" RH
40905	12mm x 1.25 RH
40906	12mm x 1.50 RH
40907	14mm x 1.50 RH
40908	12mm x 1.75 RH
40909	14mm x 2.0 RH



Lug Centric (ET) (with washers)

40361	7/16" RH
40362	1/2" RH
40363	12mm x 1.25 RH
40364	12mm x 1.50 RH



Ball Seat Bolt Lock

40551	12R 12mm x 1.50 RH 1.55" Thread Length
40554	14R 14mm x 1.50 RH 0.93" Thread Length
40555	12R 12mm x 1.50 RH 1.10" Thread Length
40556	14R 14mm x 1.50 RH 1.10" Thread Length



Cone Seat Bolt Lock (60° conical)

40552	12mm x 1.50 RH 1.10" Thread Length
40553	12mm x 1.50 RH 0.93" Thread Length
40557	14mm x 1.50 RH 1.10" Thread Length
40557L	14mm x 1.50 RH 1.55" Thread Length



Short Shank (with washers, 0.34" shank)

40311	7/16" RH
40312	1/2" RH
40313	12mm x 1.25 RH
40314	12mm x 1.50 RH



Standard Mag Puzzle Style (with washers, 0.65" shank)

40201	7/16" RH
40202	1/2" RH
40205	12mm x 1.25 RH
40206	12mm x 1.50 RH



Standard Mag Socket Style (with washers, 0.65" shank)

40921	7/16" RH
40922	1/2" RH
40925	12mm x 1.25 RH
40926	12mm x 1.50 RH



Long Mag (with washers, 1.00" shank)

40221	7/16" RH
40222	1/2" RH
40225	12mm x 1.25 RH
40226	12mm x 1.50 RH



Cragar Style (SST) Mag (with washers, 1.375" shank)

40231	7/16" RH
40232	1/2" RH
40235	12mm x 1.25 RH
40236	12mm x 1.50 RH



Duplex Acorn

40401	1/2" RH
40402	9/16" RH
40405	14mm x 1.50 RH



XL Duplex Acorn (2.55" tall)

40406	9/16" RH
-------	----------

Duplex Mag (with washers, 1.00" shank length)

40501	1/2" RH
40502	9/16" RH
40505	14mm x 1.50 RH
40506	9/16" RH XL

Chrome 4 Pack

Add "P" when ordering for clamshelled 4 packs.





Derby Style Hub Cover

50105 5 Lug Closed
3.25"-3.30" O.D.



Derby Style Hub Cover

50103 8 Lug Closed
4.90" O.D.



Derby Style Hub Cover

50101 5 Lug Open
3.25"-3.30" O.D.



Derby Style Hub Cover

50112 8 Lug Open
4.90" O.D.



Derby Style Hub Cover

50102 5/6 Lug Closed
4.25" O.D.



Derby Style Hub Cover

50104S 8 Lug Closed Dome Front Dualie
4.90" O.D., Ford/Dodge



Derby Style Hub Cover

50111 5/6 Lug Open
4.25" O.D.



Derby Style Hub Cover

50104L 8 Lug Closed Done Rear Dualie
4.90" O.D., Ford/Dodge



Derby Style Hub Cover

50111S 5/6 Lug Open
4.25" O.D., 3.60" Short

Derby Style Hub Cover Kit

Add "P" for packaged.



Derby Style Hub Covers

6 Push Thru Hub Covers



Push Thru Hub Cover

50217 4 Lug Closed
2.675" O.D.
50217L 4 Lug Closed
2.675" O.D., 3.00" Tall



Push Thru Hub Cover

50203 5 Lug Closed
3.25" O.D.



Push Thru Hub Cover

50201 4 Lug Closed
2.95" O.D.



Push Thru Hub Cover

50204 5 Lug Closed
3.30" O.D.



Push Thru Hub Cover

50201E 4 Lug Open
2.95" O.D.

** Import base only.



Push Thru Hub Cover

50206 5/6 Lug Closed
4.25" O.D.



Push Thru Hub Cover

50201T 4 Lug Closed
2.95" O.D., 3.30" Tall

** Import base only.



Push Thru Hub Cover

50206S 5/6 Lug Closed
4.25" O.D., 3.50" Short



Push Thru Hub Cover

50202 5 Lug Closed
3.195" O.D.



Push Thru Hub Cover

50207 5/6 Lug Closed
4.28" O.D.



Push Thru Hub Cover

50205 5 Lug Open
3.195" O.D.



Push Thru Hub Cover

50209 8 Lug Closed
4.82" O.D.

**Push Thru Hub Cover**

- 50300 6 Lug Open Mangel's
4.30" O.D.
- 50301 5/6 Lug Open
4.25" O.D.
- 50301S 5/6 Lug Open
4.25" O.D., 3.50" Short
- 50302 8 Lug Open
4.90" O.D.
- 50303 8 Lug Open
4.82" O.D.
- 50306 5 Lug Open
3.30" O.D.

**Push Thru Hub Cover**

- 50210 8 Lug Closed
4.90" O.D.

**Push Thru Hub Cover**

- 50010 8 Lug Closed
5.150" O.D.

**Push Thru Hub Cover**

- 50010S 8 Lug Closed
5.150" O.D., 3.75" Short

**Push Thru Hub Cover**


- 50012 8 Lug Open
5.150" O.D.

**Push Thru Hub Cover**

- 50011 8 Lug Closed
5.150" O.D., 6.25" Tall

**Stainless Steel Hub Covers**

- 5201SS 4 Lug Closed 2.95" O.D.
- 5202SS 5 Lug Closed 3.195" O.D.
- 5205SS 5 Lug Open 3.195" O.D.
- 5203SS 5 Lug Closed 3.25" O.D.
- 5204SS 5 Lug Closed 3.30" O.D.
- 5206SS 5/6 Lug Closed 4.25" O.D.
- 5301SS 5/6 Lug Open 4.25" O.D.
- 5300SS 6 Lug Open 4.330" O.D.
- 5210SS 8 Lug Closed 4.90" O.D.
- 5302SS 8 Lug Open 4.90" O.D.
- 5010SS 8 Lug Closed 5.150" O.D.
- 5012SS 8 Lug Open 5.150" O.D.
- 5011SS 8 Lug Closed
5.150" O.D., 6.25" Tall

**Custom Caps**

- 50903 ARE Style – Plastic
6.06" Bore 7.00" O.D.

**Custom Caps**

- 50904 KMC Style – Plastic
6.75" Bore

Custom Caps

- 50905 1987 Toyota Camry

Custom Caps

- 50911 3.30 ABS Chrome Bullet Cap
with Spring

Custom Caps

- 50914 Flat Plastic Cap with Lock Hole
6.25" O.D.

Custom Caps

- 50351 Lux Style – Metal
7.25" Bore

**Custom Caps**

- 50352 McLean Pan Style - Metal
6.25" Bore

**O.E. Caps**

- 55014 18" XLR Cadillac
- 55015 Cadillac Deville
(Hollander #4520)
- 55016 Cadillac El Dorado/Seville
(Hollander #4521/22/23/28)
- 55017 Cadillac Concours/Deville/Seville
(Hollander #4520/21/22/
24/50/28)
- 55018 Lincoln 2003
- 55019 Lexus GS300 01-02
- 55020 Camry 2002/Lexus ES300 00-03/
GS300 98-03/RX 99-02
- 55021 Lexus IS300 01-02
- 55022 2004 LS430 17" & 18"
2005 ES330 17" & 18"
- 55023 Lexus GX470 2003

Domed Baby Moon Caps

- 50902 Baby Moon
14"/15" inside mount
7.25" Bore
- 51001 Baby Moon
16"/16.5" steel wheel
11.563" Bore
- 51002 Baby Moon
14"/15" steel wheel
10.125" Bore



Call 1-800-821-6025 for other O.E. and custom wheel caps. Logos are not available.

Chrome & Gold Spinners

Chrome Spinners



3 Wing
46428 Straight Bolt Mount



3 Wing
46419 Swept Bolt Mount



3 Wing
46418 Straight Stud Mount
46439 Straight Threaded



3 Wing
46427 Swept Stud Mount
46434 Swept Threaded



3 Wing
46427F Swept Stud Mount - Fluted



Large 3 Wing (RH only)
46447 Swept Stud Mount



Large 3 Wing (RH only)
46447F Swept Stud Mount - Fluted



Large 3 Wing (RH only)
46447N Swept Stud Mount - w/Nuggets



2 wing
46435 Stud Mount - Medallion Top
46437 Threaded - Medallion Top



2 wing
46436 Stud Mount - Dome Top
46438 Threaded - Dome Top



Twin Pack
2 spinners and hardware

Gold Spinners



3 Wing
46428G Straight Bolt Mount



3 Wing
46418G Straight Stud Mount
46439G Straight Threaded



3 Wing
46427G Swept Stud Mount - RH only
46434G Swept Threaded - RH only



3 Wing
4642FG Swept Stud Mount - Fluted



Large 3 Wing (RH only)
46447G Swept Stud Mount




Large 3 Wing (RH only)
4644FG Swept Stud Mount - Fluted



Large 3 Wing (RH only)
4644NG Swept Stud Mount - w/Nuggets



2 wing
46436G Stud Mount - Dome Top
46438G Threaded - Dome Top



Twin Pack
2 spinners and hardware



Complete Kit*
4 spinners, 4 towers and hardware

* Please refer to price list for specific applicaitons



Spinner Towers
50113 5 Lug 3.195" O.D.



Threaded Spinner Bases
50121 3.25" O.D., 2.00" Tall



Spinner Towers
50114 4 Lug 2.675" O.D.



Threaded Spinner Bases
50122 2.40" O.D., 1.10" Tall



Spinner Towers
50115 5/6 Lug 4.25" O.D.



Threaded Spinner Bases
50123 3.125" O.D., 2.00" Tall



Spinner Towers
50117 4/5 Lug 2.95" O.D.



Threaded Spinner Bases
50124 3.125" O.D., 0.75" Tall



Threaded Spinner Bases
50125 3.125" O.D., 1.25" Tall



Kit
50113P 5 Lug 3.195" O.D.
50114P 4 Lug 2.675" O.D.
50115P 5/6 Lug 4.25" O.D.



Spinner Hardware
46489 Complete Spinner Hardware Kit



Lug Cover for Spinner Assemblies
50130 Chrome Lug Cover



Threaded Spinner and Base Assembly

9 Spinner Towers & Bases



Emblem - Blue

7000B 1-3/4" Dia. Eagle
8000B 2-5/8" Dia. Eagle
9000B 2-7/8" Dia. Eagle



Emblem - Burgundy

7000Y 1-3/4" Dia. Eagle
8000Y 2-5/8" Dia. Eagle
9000Y 2-7/8" Dia. Eagle



Emblem - Black

7000K 1-3/4" Dia. Eagle
8000K 2-5/8" Dia. Eagle
9000K 2-7/8" Dia. Eagle



Emblem - Gold

7000G 1-3/4" Dia. Eagle
8000G 2-5/8" Dia. Eagle
9000G 2-7/8" Dia. Eagle



Emblem - Green

7000N 1-3/4" Dia. Eagle
8000N 2-5/8" Dia. Eagle
9000N 2-7/8" Dia. Eagle



Emblem - White

7000W 1-3/4" Dia. Eagle
8000W 2-5/8" Dia. Eagle
9000W 2-7/8" Dia. Eagle



Emblem - Red

7000R 1-3/4" Dia. Eagle
8000R 2-5/8" Dia. Eagle
9000R 2-7/8" Dia. Eagle



Stainless Steel Dualie Simulator

53311 16/16.5" Universal Fit - Bolt On
Other sizes are available by special order.



Stainless Steel Dualie Simulator

53300 16" Universal Fit - Snap On
Other sizes are available by special order.



Lug Wrench

39910 4 Way Wrench with
13/16", 3/4", 7/8" & 17mm Sockets
Bagged



Lug Wrench

39911 Power Wrench with
13/16", 3/4", 7/8" & 17mm Sockets
Bagged



Thread Gauge

39912 Thread Gauge Check Tool
Sizes Include:
7/16" x 20, 9/16" x 18, 1/2" x 20
12mm x 1.25, 12mm x 1.75,
12mm x 1.50, 14mm x 1.50,
14mm x 2.0



Slide Rule Bolt Gauge


39914 Slide Rule Bolt Gauge



Lug Wrench Adaptor with 3/8" Drive

40941L 13/16" & 3/4" Wrench Size
13/16" Socket Size (1.1" O.D.)
40942L 13/16" & 3/4" Wrench Size
3/4" Socket Size (1.0" O.D.)

Add "P" to part number for clamshelled package.



Wheel Spacer

47101 4 Lug, 6mm Thick
98mm to 120mm
3-3/4" to 4-1/2"




Wheel Spacer

47107 4/5 Lug, 3mm Thick
98mm to 120mm
3-3/4" to 4-3/4"



Wheel Spacer

47102 5 Lug, 8mm Thick
108mm to 120mm
4-1/4" to 5"



Wheel Spacer

47109 4/5 Lug, 5mm Thick
100mm to 120mm
3-3/4" to 4-3/4"

Spacer Twin Pack

Add "B" for clamshelled Twin Pack.



Wheel Spacer


47103 6 Lug, 6mm Thick

Custom Billet Wheel Adapters

- 47424 4 Lug to 4 Lug
- 47525 5 Lug to 5 Lug
- 47626 6 Lug to 6 Lug

Please specify the following at time of order placement

- vehicle year, make, model
- wheel size, offset, bolt pattern
- adapter thickness (1.25" through 2.0")



Wheel Spacer

47104 8 Lug, 6mm Thick
47104F 8 Lug, 6mm Thick
8-6.5 (8-170mm)



Cone Seat Cap Locks

- 43103 8mm Size, 1.50" Thread Length
- 43105 8mm Size, 2.00" Thread Length
- 43123 5/16" Size, 1.50" Thread Length
- 43125 5/16" Size, 2.00" Thread Length


Other sizes available by special order.

Specify head size - small (0.48") or large (0.57")



Wheel Spacer

47105 5/6 Lug, 6mm Thick
5-1/2" (5-135mm)
6-5.5 (139.9mm)



Wheel Spacer

47106 5 Lug, 8mm Thick
100mm to 120mm
3-3/4" to 4-3/4"

Washers, Wheel Studs, Hub Centric Rings, Installation Kits



Washer
 60201 Standard Mag
 60201C Standard Mag - Chrome
 60201S Standard Mag - Stainless



Washer
 60202 Duplex (truck) Mag



Washer
 60203 Short Shank



Washer
 60212 Off-Center Keystone



Washer
 60213 Centered Keystone



Washer
 60214 Off-Center ET



Washer
 60215 Centered ET



Washer
 60221 Off-Center Cragar



Washer
 60222 Centered Cragar



Washer
 60223 Dualie Mag



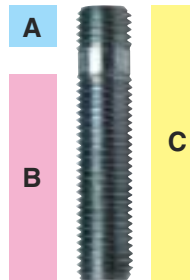
Washer
 60225 Dualie Acorn



Washer
 60227 Ball Seat Conversion Washer



Washer 4 Pack
 Add "P" for clamshelled 4 pack.



Wheel Studs

37101	A = 12mm x 1.25 B = 12mm x 1.25 C = 1.75"
37102	A = 12mm x 1.50 B = 12mm x 1.50 C = 1.75"
37102L	A = 12mm x 1.50 B = 12mm x 1.50 C = 2.25"
37103	A = 14mm x 1.50 B = 1/2" x 20 C = 1.50"
37103L	A = 14mm x 1.50 B = 1/2" x 20 C = 1.75"
37104	A = 14mm x 1.50 B = 14mm x 1.50 C = 1.75"
37104L	A = 14mm x 1.50 B = 14mm x 1.50 C = 1.75"
37105	A = 14mm x 1.50 B = 12mm x 1.50 C = 1.75"
37108	A = 1/2" x 20 B = 1/2" x 20 C = 1.75"

Glass-Filled Polycarbonate Hub Centric Rings

Please call for ordering instruction.



Wheel Installation Kits

60901P Series	16 Open Bulge Lugs, 4 Socket Locks, 4 Stems
60911P Series	16 Bulge Lugs, 4 Socket Locks, 4 Stems
60111P Series	16 Bulge Lugs, 4 Puzzle Locks, 4 Stems
70901P Series	20 Open Bulge Lugs, 4 Socket Locks, 4 Stems
70911P Series	20 Bulge Lugs, 4 Socket Locks, 4 Stems
60401P Series	28 Duplex Acorn Lugs, 4 Puzzle Locks, 4 Stems

Please refer to price list for specific applications and options.

Valve Stems Valve Stems



Valve Stem Cap
45200 Dome Head Cap



Valve Stem Cap
45201 Flat Head Cap



Valve Stem Cap
45202 Tall Flat Head Cap



**Stainless Steel
Valve Stem Extensions**

45203 Angled Extension
45205 Long Extension



Valve Stem Sleeves
45206 Chrome Sleeve
45206S Short Chrome Sleeve



Valve Stem
45101 Bolt On Metal



Valve Stem
45103 TR 413 Chrome



Valve Stem
45104 Angled Metal



Valve Stem
45105 Enkei Style



Valve Stem
45301 TR 413

Valve Stem
45303 TR 418

Valve Stem
45306 TR 415



Valve Stem
45108 Flush Mount (2 V/S + 1 Adapter)



Valve Stems
45412 TR 412
45412F TR 412 Chrome



Valve Stem
45430 TR 430 Motorcycle



Valve Stem
45801 TR 801 HP

Valve Stem
45416 TR 416


Wheel Racks, Storage Bins, Displays



Valve Stem
45501 TR 501 Truck



Valve Stem
45572 TR 572 Truck



Valve Stem
45573 TR 573 Truck



Valve Stem
45545D V 545 D Truck



Valve Stem
45509 V 509 Truck



Packaged Valve Stems
Add "P" for clamshelled 4 pack.




Wheel Racks
RK001 Chrome Wheel Rack
20" maximum wheel diameter
RK003 Chrome Wheel Rack
(holds six 22" wheels)
RK004 Chrome Wheel Rack
(holds six 24" wheels)

Storage Bins
89901M Small Bins
10-7/8"(L) x 5-1/2"(W) x 5"(H)



Pegboard Display





Wheel Mate Products

9921 Jordan Circle
Santa Fe Springs, CA 90670
562.946.6820
800.821.6025
562.944.7719 Fax
www.mackinindustries.com